

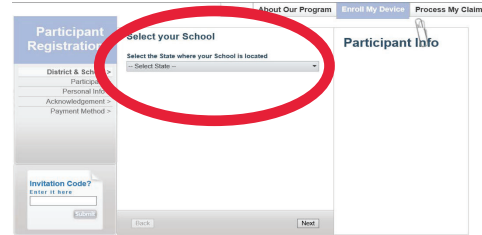

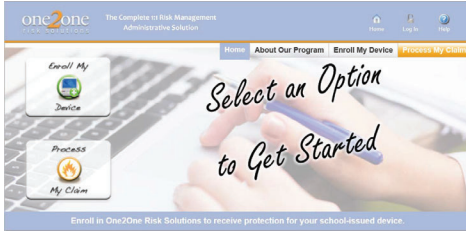


# How to Enroll your Device

Go to  
<https://www.one2onerisk.com/>

On the Homepage Select  
the "Enroll My Device" Icon

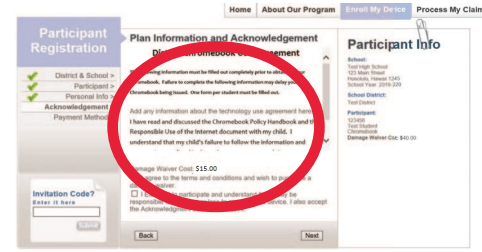
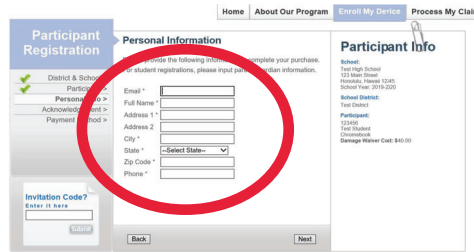
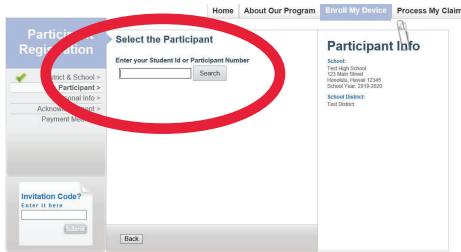
Use the dropdown options  
to select your state/district/  
school.



Input your Student ID

Complete the Parent/Guardian  
Information Page.

Agree to Terms & Conditions.

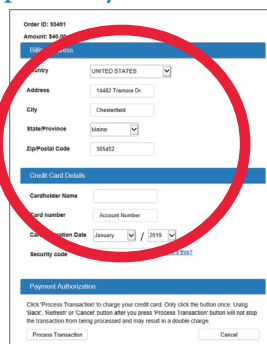
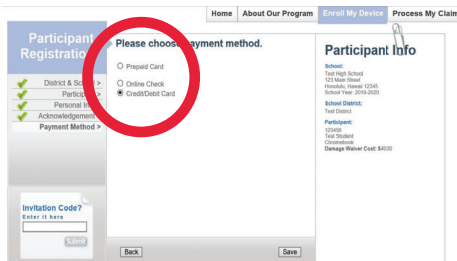


Please ensure that all information is correct.

Select Payment Method.

Credit/Debit Card Option:  
Complete Payment Information

Online Check Option: Complete  
Payment Information



For Prepaid Cards: select "Prepaid Card" option  
then enter 12 digit code on back of card.

Note: A firewall, such as a firewall from a workplace computer or network, may prevent pages from showing properly. If so, please use an alternative device.

For assistance, please contact the One2One Team:

The One2One Helpdesk

1-855-ONE2ONE- (1-855-663-2663)

GGB.One2One@ajg.com